



US00D398134S

United States Patent [19]

[11] **Patent Number:** **Des. 398,134**

Taylor

[45] **Date of Patent:** ****Sep. 8, 1998**

[54] **MAILBOX**

5,000,378	3/1991	Dorr et al. .
5,096,115	3/1992	Hassan .
5,143,284	9/1992	Socarras .
5,148,974	9/1992	Clapper .
5,351,883	10/1994	Pachl .
5,400,960	3/1995	Jeffer .
5,435,484	7/1995	Carlson .

[76] Inventor: **Gary L. Taylor**, 715 S. Upas St., Escondido, Calif. 92925

[**] Term: **14 Years**

[21] Appl. No.: **73,921**

Primary Examiner—Paula A. Mortimer
Attorney, Agent, or Firm—Calif Tervo

[22] Filed: **Jul. 24, 1997**

[51] **LOC (6) Cl.** **99-00**

[57] **CLAIM**

[52] **U.S. Cl.** **D99/29**

The ornamental design for a mailbox, as shown and described.

[58] **Field of Search** D99/29, 30, 31, D99/32; 232/17, 24, 25, 26, 30, 31, 32, 33, 39, 43.1, 43.3, 44, 45

DESCRIPTION

[56] **References Cited**

U.S. PATENT DOCUMENTS

D. 321,075	10/1991	Scott .	
D. 350,004	8/1994	Nicholas D99/29
D. 354,612	1/1995	Worden D99/31
1,480,452	9/1924	Kolstad .	
4,382,540	5/1983	Kelly et al. .	
4,905,891	3/1990	Wildish et al. .	
4,993,626	2/1991	Berry .	

FIG. 1 is a top, front, and right side perspective view of a mailbox showing my new design;
FIG. 2 is a front elevation view thereof;
FIG. 3 is a right side elevation view thereof, the opposite side being a mirror image;
FIG. 4 is a top plan view thereof;
FIG. 5 is a rear elevation view thereof; and,
FIG. 6 is a bottom plan view thereof.

1 Claim, 1 Drawing Sheet

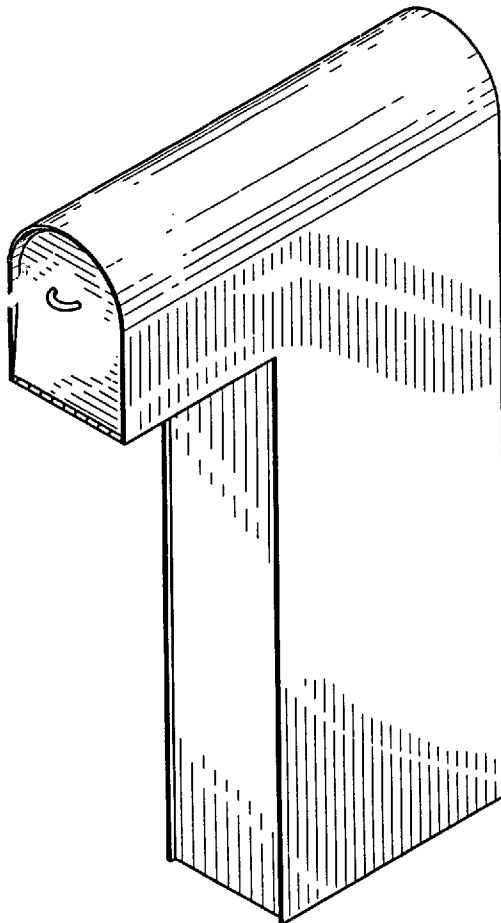


FIG. 1


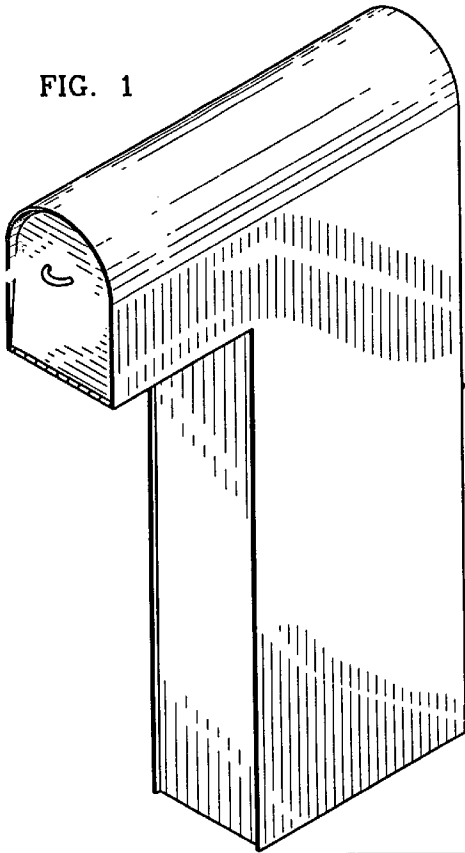


FIG. 4

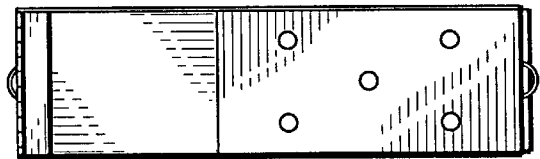


FIG. 6

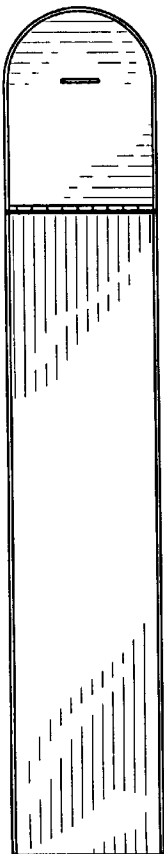


FIG. 2

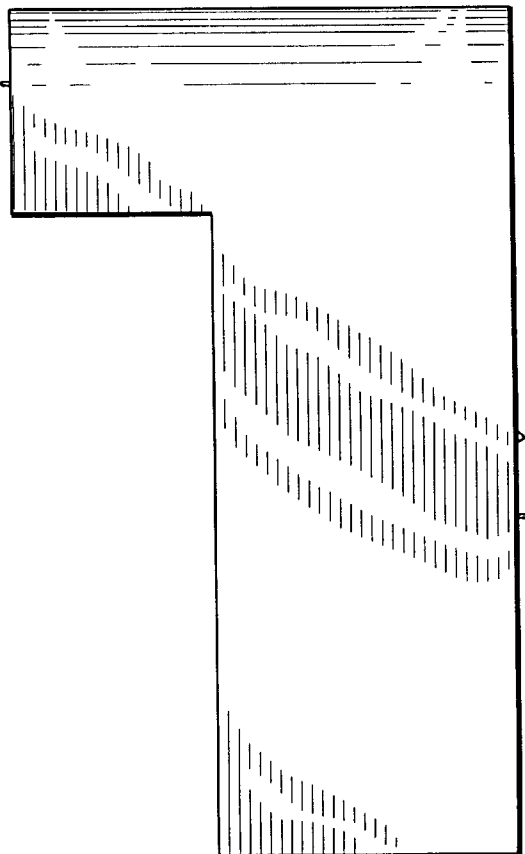


FIG. 3

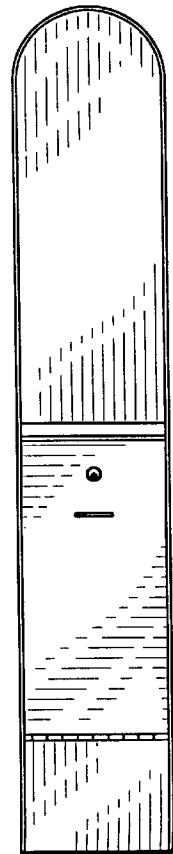


FIG. 5