



US00D569770S

(12) **United States Design Patent**  
**Biery, Jr.**

(10) **Patent No.:** **US D569,770 S**

(45) **Date of Patent:** **\*\* May 27, 2008**

(54) **VEHICULAR TOW BAR FOR ACCEPTING A STORABLE COUPLER**

(76) Inventor: **Jack F. Biery, Jr.**, 1951 Bienvenido La., Escondido, CA (US) 92026

(\*\*) Term: **14 Years**

(21) Appl. No.: **29/285,178**

(22) Filed: **Mar. 23, 2007**

(51) **LOC (8) Cl.** ..... **12-16**

(52) **U.S. Cl.** ..... **D12/162**

(58) **Field of Classification Search** ..... D12/106, D12/115, 116, 161, 162, 199; 280/402, 403, 280/404, 405.1, 405.2, 407, 407.1, 416.2, 280/455.1, 491.5, 186, 433, 434, 438 R  
See application file for complete search history.

(56) **References Cited**

**U.S. PATENT DOCUMENTS**

2,760,789 A	8/1956	Wampler	
D208,535 S *	9/1967	Moll	D12/162
D214,787 S *	7/1969	Whisnand	D12/162
3,817,558 A	6/1974	Eger	
3,947,062 A	3/1976	Pierce	
D244,192 S *	5/1977	Murray	D15/28
4,052,085 A *	10/1977	Rendessy	280/455.1
4,239,250 A *	12/1980	Tolle	280/455.1
4,269,428 A	5/1981	Rexine	
4,343,484 A *	8/1982	Van Antwerp	172/272
D268,574 S *	4/1983	Hampton	D12/406
4,582,337 A *	4/1986	Hsueh	280/455.1
4,856,805 A	8/1989	Davis	
4,978,133 A	12/1990	Thorne et al.	
4,978,134 A	12/1990	Dahl et al.	
D314,303 S *	2/1991	Glaspie	D6/552
5,000,473 A	3/1991	Johnson	
5,226,657 A	7/1993	Dolphin	

5,348,333 A *	9/1994	Gee	280/491.5
D364,838 S *	12/1995	Jacobson	D12/162
5,516,140 A	5/1996	Hinte	
5,685,554 A	11/1997	Poxleitner	
5,857,692 A	1/1999	Hayes et al.	
5,897,126 A *	4/1999	Morris	280/491.5
5,909,960 A *	6/1999	Jager et al.	37/235
5,915,715 A	6/1999	Ford	
6,332,626 B1	12/2001	Morrill	
6,382,654 B1	5/2002	Mahncke	
6,386,573 B1	5/2002	Solomon	
6,612,604 B2	9/2003	Greaves	
6,619,686 B1 *	9/2003	Klar	280/491.3
6,957,824 B2	10/2005	Klar	

\* cited by examiner

*Primary Examiner*—Cathron Brooks  
*Assistant Examiner*—Michael A Pratt  
(74) *Attorney, Agent, or Firm*—Mary Jo Redman; Calif Tervo; Palomar Patent

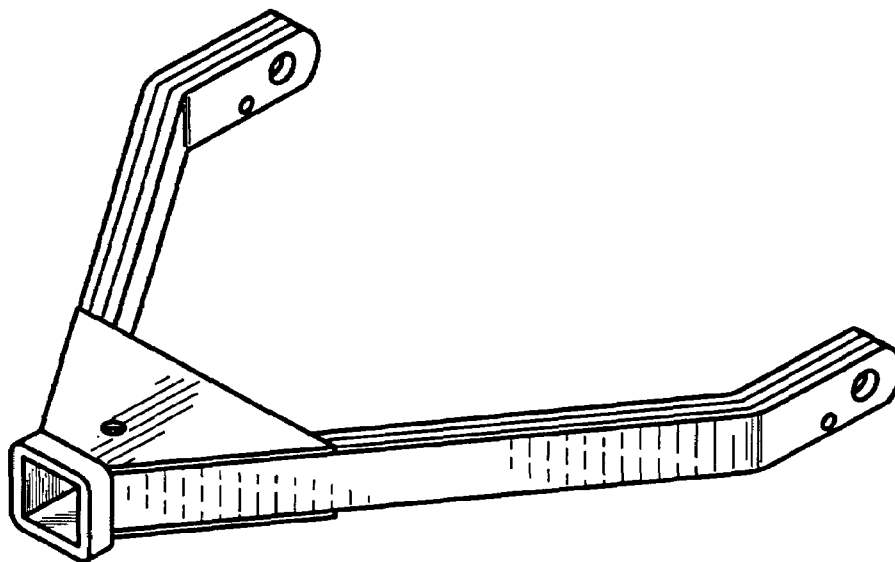
(57) **CLAIM**

The ornamental design for a vehicular tow bar for accepting a storable coupler, as shown and described.

**DESCRIPTION**

FIG. 1 is a top right perspective view of a tow bar for accepting a storable coupler showing my new design;  
FIG. 2 is a bottom view thereof;  
FIG. 3 is a top view thereof;  
FIG. 4 is a right side elevation view thereof; the opposite side view being identical;  
FIG. 5 is an end view thereof; the opposite end view being identical; and,  
FIG. 6 is a bottom right perspective view thereof.

**1 Claim, 2 Drawing Sheets**



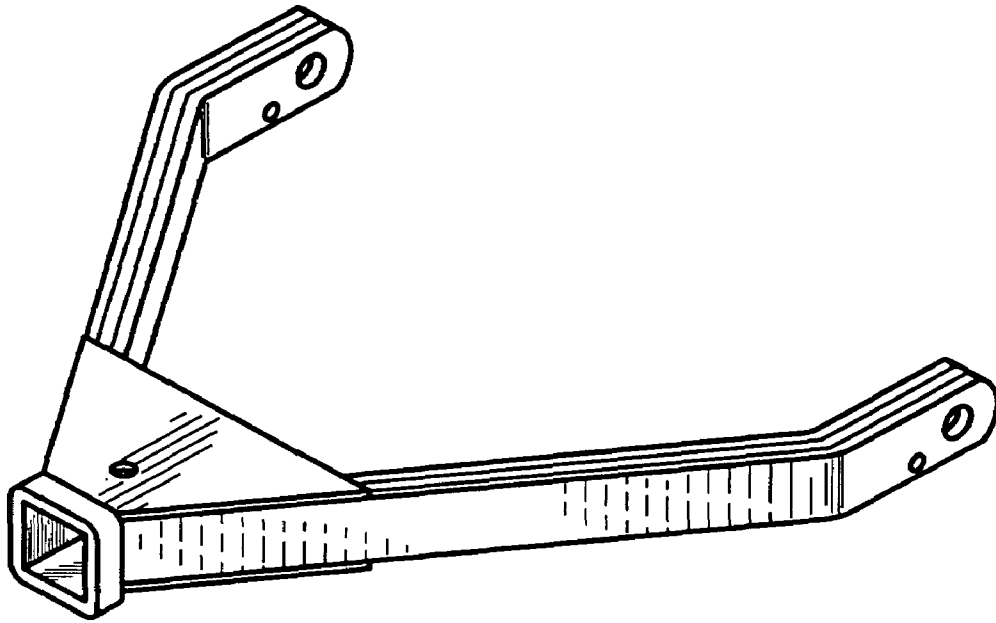


FIG. 1



FIG. 2



FIG. 3

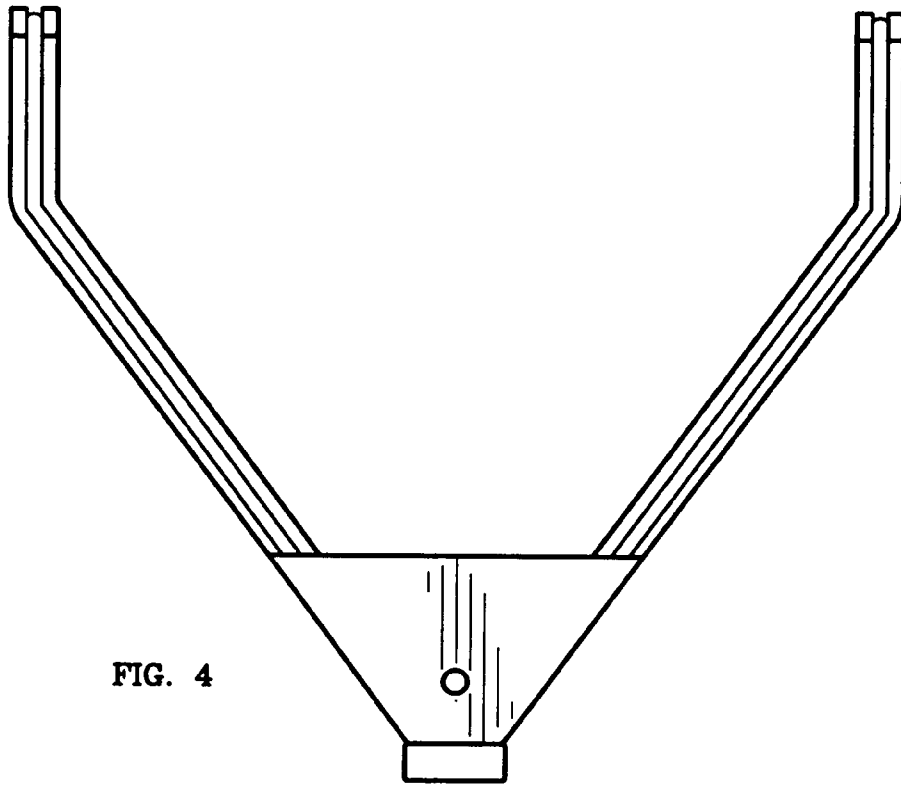


FIG. 4



FIG. 5

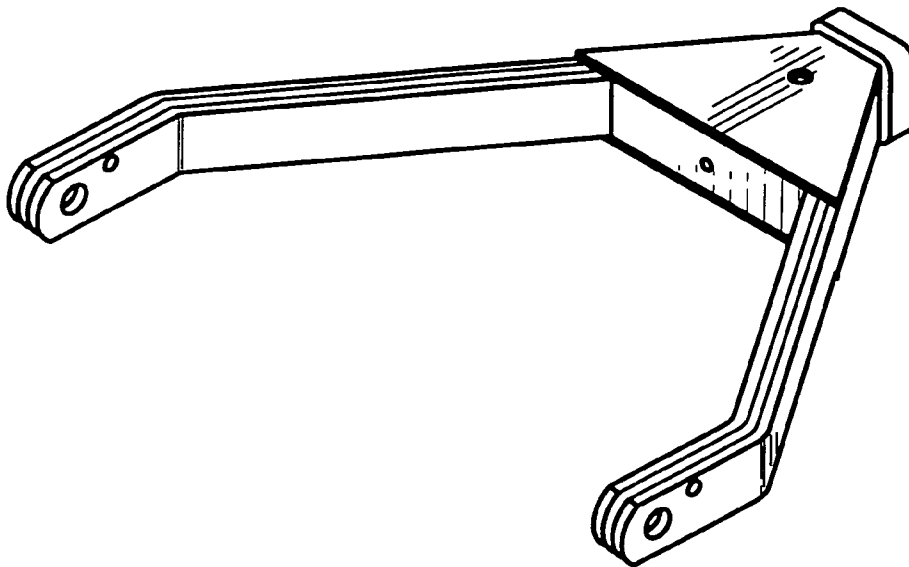


FIG. 6